



# Introduction to South Facing Festival



Hello and welcome to South Facing Festival!




It all happens in **Crystal Palace Park**.




All shows take place in July and August 2024.

## Ticketing



You will need to **buy a ticket** if you want to attend our shows.




**Personal assistant tickets** are completely free.

To get yours you will need to complete our Access Requests Form, on the **Access Page** of our website.

Link to website:

[www.southfacingfestival.com/accessibility](http://www.southfacingfestival.com/accessibility)


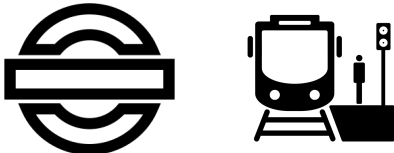




**If you need help** to fill in the form please contact our Access Team, they are ready to assist.





Email:

[access@southfacingfestival.com](mailto:access@southfacingfestival.com)

## Travel

	<p>As a London festival it is possible to travel using <b>public transport</b>.</p>
	<p><b>Underground or train</b> The closest stations are:</p> <ul style="list-style-type: none"><li>• Crystal Palace Station (Overground and National Rail)</li><li>• Penge West (Overground)</li></ul>
	<p><b>Bus</b> The closest stop is:</p> <ul style="list-style-type: none"><li>• Crystal Palace Park</li></ul> <p>Routes to this stop: <b>3, 122, 157, 202, 227, 322, 358, 363, 410, 417, N2, N63, N137, 249, 432, 450, N3.</b></p>
	<p><b>Driving</b></p> <p>We have an <b>Accessible Car Park</b> and you can request a space there using our form.</p>

## Access Facilities

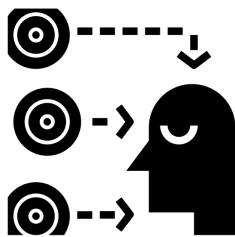
 <p><b>RADAR padlock</b></p>  <p><b>RADAR key</b></p> 	<h3>Toilets</h3> <p>We have <b>accessible toilets</b> at each event and use RADAR to lock our toilets.</p> <p>If you have your own key please bring it with you, if not please request one from our team.</p>
	<h3>Accessible Viewing Platforms</h3> <p>These platforms allow you to sit down away from the crowd to enjoy performances.</p>
	<h3>Assistance Dogs</h3> <p>If you need to bring your assistance dog, please let us know in advance and we'll give you the necessary information.</p>



### **Medical Tent**

Staff here are trained to respond to medical needs.

If you feel unwell it is a good idea to go to the Medical Tent.



### **Welfare Tent**

Staff are here to support you.

If you want to speak to someone about how you are feeling, or to take a break away from the festival, they are ready to help.

## Deaf Access



We welcome all deaf and hard of hearing customers.



Induction loops can be found:

- Accessible Reception
- Accessible



PERFORMANCE  
INTERPRETING

### BSL Interpreters


Please email [access@southfacingfestival.com](mailto:access@southfacingfestival.com) if you require BSL interpreting for our shows.

## Conditions



Crystal Palace Park has lots of **grass** and has some **small hills**.

To go to different areas of the festival, you may need to walk across grass fields or up slight hills.



Some shows may have **flashing and strobe lighting**, some lasers may be used during performances.

## Speak to us



If you have any questions, please contact us by email

[access@southfacingfestival.com](mailto:access@southfacingfestival.com)

We can arrange to call you back.

At the event we encourage you to speak to the Access Team, or festival staff to answer any questions.